



Trailed sprayers
METRIS 2





Summary

- | | | |
|---------------------------------------|--|-------------------------------------|
| 03 Remarkable design | 14 High-performance booms from 18 to 38 m | 24 AUTOSPRAY |
| 06 A well-balanced sprayer | 16 A correctly positioned boom with BOOM ASSIST | 26 Sprayer rinsing made easy |
| 07 Centralised filling | 18 Control your boom | 28 KUHN ISOBUS solutions |
| 08 Simple, both inside and out | 19 TRACK ASSIST automatic track following | 30 Equipment |
| 10 Quadruple suspension | 20 Continuous circulation: precision from start to finish | 32 Technical specifications |
| 12 Save time, spray faster | 22 MULTISPRAY DUO : automatic nozzle selection | |
-

METRIS 2

Trailed sprayers

METRIS 2 SPRAYER COMBINES PRECISION AND PERFORMANCE!

PROTECTING YOUR CROPS IN THE MOST FAVOURABLE WEATHER CONDITIONS IS KEY TO ACHIEVING MAXIMUM RESULTS.

HYGROMETRY, TEMPERATURE, WIND? FOR HEALTHY CROP GROWTH, SPRAYING SHOULD BE DONE AT JUST THE RIGHT TIME. THE METRIS 2 TRAILED SPRAYER IS THE SOLUTION TO THESE CHALLENGES.



COMPACTNESS.

The METRIS 2 trailed sprayer dimensions make it easy to manoeuvre in your fields, offering a reduced footprint for your increasingly longer transport phases.

PERFORMANCE.

The METRIS 2 trailed sprayer is designed for intensive use and will allow you to work quickly and efficiently, for application in narrow agronomic spraying windows, because your crops don't wait.

QUALITY.

The accuracy of the METRIS 2 trailed sprayer allows for long-term, durable protection of your crops. It features all the equipment you need with top-of-the-range design.

REMARKABLE DESIGN

The METRIS 2 sprayer represents the heart of the KUHN trailed sprayer range and is perfectly suited to crop farms. This trailed sprayer combines top-of-the-range design with ease of use. With dimensions that are lightweight and compact, it respects soil structure and offers exceptional handling. Available in a range of configurations, the METRIS 2 sprayer has been designed to meet every need.



Easier manoeuvring

With a hitch-to-axle length of 4.40 m, the METRIS 2 trailed sprayer is one of the shortest on the market in its category. You'll be able to manoeuvre easily in any situation thanks to its compact dimensions: a maximum height of 3.40 m and an overall width of 2.55 m.



A lightweight machine

The METRIS 2 trailed sprayer is one of the lightest in its category at just over 4 t (METRIS 4102 - 36 m). A lightweight machine respects soil structure. Your yield potential is preserved and working in difficult conditions is easier.





Choose your coupling method

The METRIS 2 sprayer can be adapted to suit a variety of tractors, thanks to a high or low coupling. KUHN offers a full range of coupling interfaces (according to certification) to ensure the perfect hitch between the tractor and the sprayer.



Full housing

The protective covers on the METRIS 2 trailed sprayers integrate all the machine's components. On both the left and right sides: centralised filtration, set-up panel or induction bowl, everything is perfectly enclosed.



An optimised finish

Available without front doors and side covers, this finish for the METRIS 2 sprayer offers a more economical solution that protects the essentials.



A WELL-BALANCED SPRAYER

In order to improve your work output, good, secure machine stability is key. The METRIS 2 trailed sprayer tanks were specifically designed to ensure a perfect sprayer balance, on the road and in the field. The centre of gravity is positioned to allow the sprayer to maintain excellent stability throughout the spraying process.

WELL-POSITIONED TANKS

The injection-moulded polyester main tank of the METRIS 2 sprayer was designed to obtain the lowest possible centre of gravity. The largest part of the tank is adjacent to the frame, providing maximum machine stability. The deep sump allows for tank draining in optimum conditions, regardless of field slope. The tank's shape is specifically designed to integrate the boom into the design and thus also to limit the height when the boom is folded.



Rinsing tank

The position of the 450 L rinsing tank centred on the axle allows the METRIS 2 sprayer to maintain a good balance in all conditions, with reduced dead volumes. The machine's centre of gravity remains along the axis, regardless of the tank level.



Baffle

The polyester tank on the METRIS 2 sprayers incorporates baffles to stabilise the spray mixture while the machine moves. The swaying of the water is immediately stopped so as not to disrupt the sprayer's balance.

CENTRALISED FILLING

Filling a sprayer is strategic. Exact volume, reduced filling time, limited contact with plant protection products are important requirements. On the METRIS 2 sprayers, KUHN has developed this phase to meet all these requirements. Whether filling the main tank, the rinsing tank or for product incorporation, these operations can be centralised on the operating panel, simple with sleek design.



Personal protective equipment

Before handling plant protection products, you need to be properly equipped so that you can work safely near a sprayer. KUHN has fitted the front of the METRIS 2 sprayer with a watertight compartment, allowing you to easily store and access your personal protective equipment.



35 L chemical induction bowl

The funnel design of the METRIS 2 chemical induction bowl enables you to efficiently incorporate all types of products, liquids, powders or pellets, at a faster rate. The chemical induction bowl is equipped with a rotary cleaner for safe and effective rinsing.



Contact-free filling

The EASYFLOW system eliminates the risk of the operator coming into contact with the product. From puncturing the heat-sealed lid to rinsing the containers, all operations are contact-free to ensure maximum safety.



METRIS 2 3202 | 4102


SIMPLE, BOTH INSIDE AND OUTSIDE

The sprayer set-up is the key step to start spraying. With only 2 main valves, the total number of handling operations from filling to rinsing is considerably reduced, and more importantly the risk of error is completely eliminated. You can be sure that the sprayer is entirely rinsed. Setting up is simple with a shorter circuit for less dead volume to make rinsing stages easier.



MANUSET

Perfect control of your product preparations. With a very limited number of valves, you can control all the sprayer functions on the operator panel.

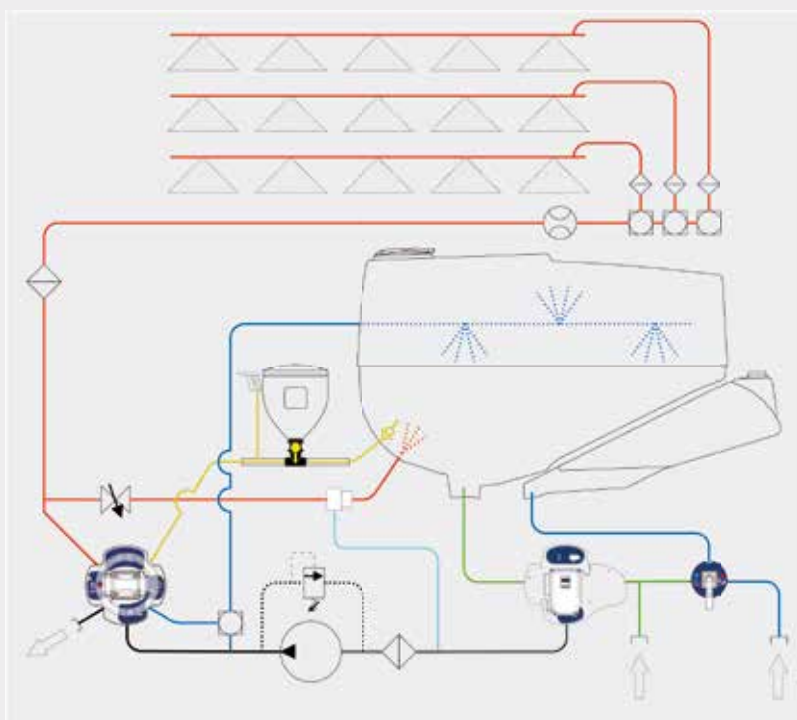


DILUSET+

No more mistakes thanks to this assisted system that allows you to stop filling automatically, monitor the volume of spray mixture in the tank using an electronic gauge, activate sprayer rinsing, etc. And all that from the tractor cab!

WATER CIRCUIT DIAGRAM - METRIS 2

- Suction
- STOPMIX
- Spraying
- Rinsing
- Incorporation
- Delivery



High-speed filling

With high-volume piston-diaphragm or centrifugal pumps on KUHN'S trailed sprayers, you'll save time filling the main tank. You spend less time at the filling station to make better use of your time in the field and increase your work outputs.



THE KUHN +

Multifunction handwheels

Thanks to an ergonomic design, the valves are easily operated for a simple, trouble-free set-up. Reduce your handling by up to 50% for easier spraying!



Four levels of filtration

At filling, suction, delivery and boom sections. All the filters can be cleaned even when the sprayer tank is full.

QUADRUPLE SUSPENSION

Good machine stability while you work is essential to keep the boom as close as possible to the target. Thanks to its four levels of suspension, the METRIS 2 sprayer remains stable and perfectly suspended on the road and in the field.



Drawbar suspension

The Strathane drawbar suspension protects the tractor and its driver from any machine movements during transport and in the fields. You can perform rapid movements in complete comfort.



Axle suspension

The suspended axle protects the machine on uneven terrain, while in the field and on the road. The Strathane pads ensure rapid shock absorption with no rebound effect, instant adaptation to the load so that it never loses its effectiveness, and low displacement to keep the machine perfectly stable.



Parallelogram suspension

Both during work and in transport position, the boom is suspended by a parallelogram cushioned by nitrogen balls. The structure thus lasts longer.



Boom suspension

The EQUILIBRA pendulum link suspension provides the boom with a three-dimensional shock absorption system, irrespective of working conditions and without any driver intervention.

SAVE TIME, SPRAY FASTER

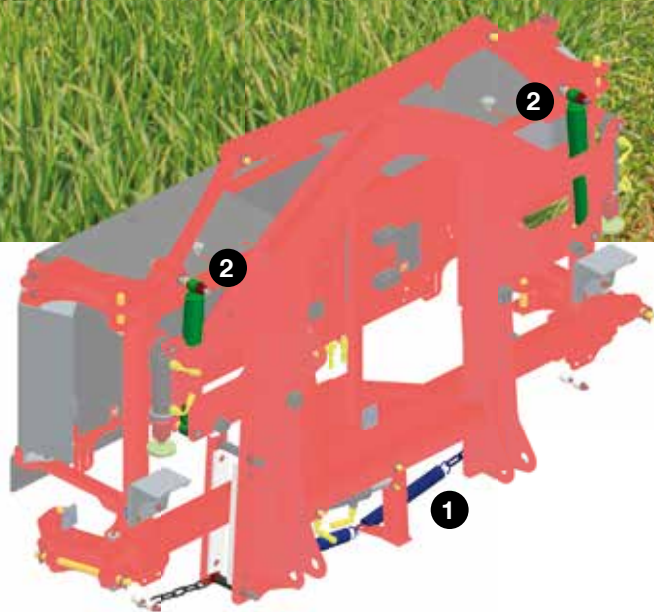
The EQUILIBRA pendulum link suspension provides the boom with a three-dimensional shock absorption system.



Natural stability...

On uneven terrain, the pendulum link suspension offers sufficient freedom of movement to keep the boom steady. The «pendulum» system dampens rotational movements and the link rods dampen the sideways shifts of the boom.

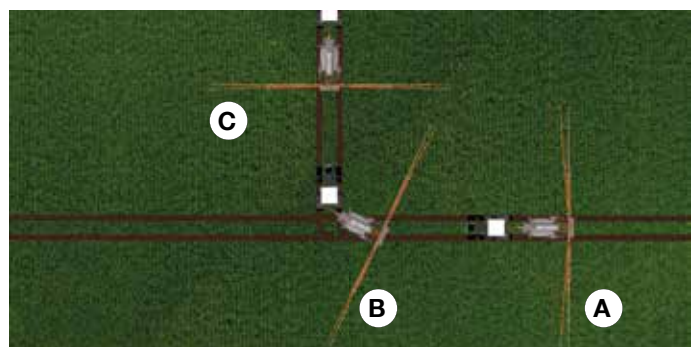

With EQUILIBRA, shock absorbers on each side of the frame limit the structure's movements.



...with a flat boom!

Two springs located under the lower part of the frame allow the boom to follow the boom to remain parallel to the axle, without any action from the driver and even when cornering.

A hydraulic tilt correction cylinder supplements the springs correction in particularly hilly areas.



- 1 Automatic tilt corrector
- 2 Shock absorbers
- 3 Pendulum
- 4 Link rods
- 5 Independent anti-whiplash system

Boom shock absorption at the headlands!

The boom back-and-forth movements are highly restrictive, especially during headland manoeuvres: Braking (A), Cornering (B), Acceleration (C).

Consisting of 2 double cylinders, the anti-whiplash system protects each side of the boom perfectly and independently in all these situations to preserve the frame, the boom and the sprayer for a long service life.

HIGH-PERFORMANCE BOOM FROM 18 TO 38 M


The METRIS 2 sprayer booms are all fitted with EQUILIBRA suspension and offer high-performance solutions. With jets 50 cm distant, these booms are available with a range of circulation options: standard, continuous hydraulic (CCH), continuous electric (CCE) or AUTOSPRAY.



2-arm booms from 18 to 30 m

Two 2-arm booms are available on the METRIS 2 sprayer. The RHPA boom features a lightweight structure and is available in widths ranging from 18 to 24 metres. Available in widths from 24 to 30 m, the TR4 boom has a triangular structure for greater robustness and full jet protection. Equipped with EQUILIBRA suspension, these aluminium booms are a durable, lightweight solution that's naturally corrosion-resistant.

RHPA boom
18 to 24 m



TR4 boom
24 to 30 m

Outstanding features

With features such as large-sized joints and adjustable stainless steel piping protected in the boom structure, there's no doubt that the superior design of the booms on the KUHN sprayer range ensures quality spraying with greater reliability over time.




3-arm booms from 27 to 38 m

LEH3 boom

27 to 36 m

The multi-material LEH3 boom features a steel arm and two aluminium arms. The combination of these materials is what gives the boom its lightness, while maintaining the natural stability of the EQUILIBRA frame.



RHA3 boom

27 to 38 m

Available in widths from 27 to 38 metres, the RHA3 boom is specially designed for intensive use. The boom is equipped with the EQUILIBRA suspension system and designed to last. With its robust design, the RHA3 aluminium boom provides a durable, lightweight solution that's naturally corrosion-resistant.

A CORRECTLY POSITIONED BOOM WITH BOOM ASSIST

BOOM ASSIST automatically and independently adjusts height, tilt and variable geometries to keep the boom close to the target. While you drive the tractor without having to monitor the boom, the technology controls the hydraulic boom functions! Using ultrasonic sensors, the BOOM ASSIST system keeps the boom at the correct height above the target regardless of the conditions: day and night, dry weather or fog, on vegetation or bare ground.



PATENTED

HYBRID technology

BOOM ASSIST sensors are specially designed for spraying, keeping the boom at the right position in relation to the ground, the crops, or both at the same time in HYBRID mode. The patented HYBRID technology is integrated as standard into the sensors and enables the system to detect crop height. In situations of lodged or uneven crops, or fluctuating weather conditions, the system never loses its efficiency.

Easy to use

The main functions of the BOOM ASSIST are controlled directly from the sprayer working screen. Select the target height and start up the system with one click on the ISOBUS terminal. The system takes care of the rest!

When spraying starts and stops, the boom or variable geometries automatically lifts to a height preset by the user.




THREE VERSIONS TO MAKE SURE YOU FIND YOUR SOLUTION

The various versions of BOOM ASSIST available on METRIS 2 sprayers are equipped with proportional hydraulic valves for more precise, smooth and jerk-free boom movements, with additional damping for working at high speeds!




SLANT PRO

Using 2 ultrasonic sensors, the system controls boom height and tilt correction.



TOTAL PRO

Using 3 ultrasonic sensors, the system controls the height of the boom and the correction of variable geometries.



EXTREME

Using 3 ultrasonic sensors, the system controls boom height, correction of tilt and variable geometries.



CONTROL YOUR BOOM

Various hydraulic boom functions are available on METRIS 2 trailed sprayers: pendulum lock, synchronised inner arms, uncoupled outer arms, 4 independent arms, hydraulic tilt, variable geometries, etc. Hydraulic selectors or solenoid valves are used to control your boom.



Opt for simplicity

The function selectors are simple and economical. These are used to select the functions assigned to your hydraulic valve. Depending on the boom you require and the various options you select, 2-stage or independent opening of the outer arms, hydraulic tilt or variable geometries can be controlled directly from the tractor's control box.

It's all under your thumb

You can see the functions of your machine to perform the right function at the right time using the CCI A3 auxiliary joystick. ISOBUS AUX-N certified by the AEF, it is compatible with all ISOBUS AUX-N certified machines. A beep sound and a vibration allow you to feel exactly what happens for each action.

Access more functions

The solenoid valves give you more options for unfolding the boom as well as access to different technologies such as BOOM ASSIST. Reap the benefits of continuous pumping to improve comfort and automate actions. Various control auxiliaries are available to keep control of work functions at hand.

TRACK ASSIST STEERING AXLE

The METRIS 2 sprayer's TRACK ASSIST steering axle improves tracking between the wheels of the sprayer and those of the tractor at the headland or when following curves in the field. This limits crop damage. Moreover, it reacts precisely in response to the speed information received.

EFFECTIVE GROUND TRACKING

Designed for spraying, the TRACK ASSIST system is linked to the spraying electronics, it automatically realigns the axle when reversing, which is particularly useful when manoeuvring in field corners. In those situations, users can also operate the axle manually to perfect their handling.



Gyroscope sensor connection

To facilitate coupling, the TRACK ASSIST system includes 2 gyroscope sensors: one to be positioned on the sprayer and the other on the tractor. This magnetic system can be positioned quickly and easily on the back of the tractor. No more mechanical links!



Quality tracking at any speed

At normal speeds and during low-speed manoeuvres, the steering axle keeps the sprayer in the tractor's tracks.

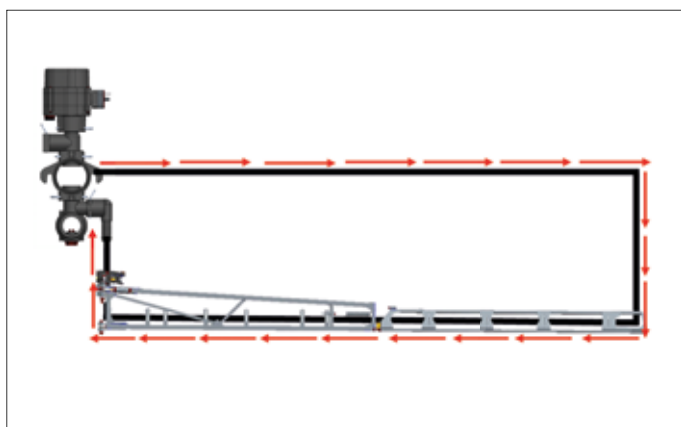
CONTINUOUS CIRCULATION: PRECISION, FROM START TO FINISH

Product circulation through the boom affects the quality of your spraying in many ways, including priming, nozzle opening and closing responsiveness, rinsing, number of clogged nozzles, etc. By offering Hydraulic (CCH) or Continuous Electric (CCE) or AUTOSPRAY circulation options, KUHN enables you to improve your spraying quality.



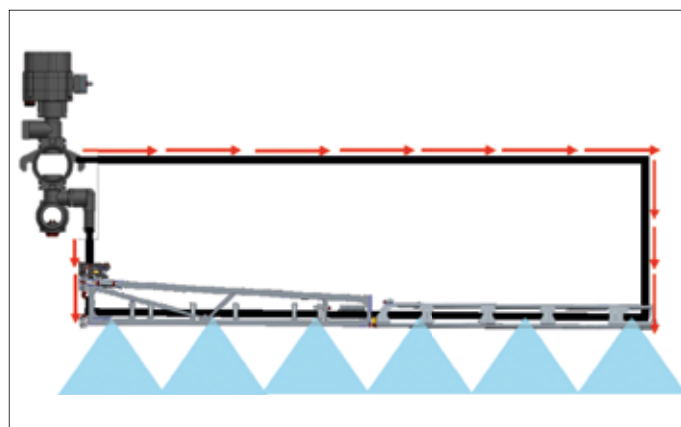
CONTINUOUS HYDRAULIC CIRCULATION : CCH

With low-pressure continuous circulation, the boom is already primed before you begin spraying. The Continuous Hydraulic Circulation is not only a simple and efficient solution to prevent product loss at the start of your work in the field, but it also fully dilutes the sprayer's contents before you start spraying.



Sprayer OFF

When spraying is stopped, each section of the boom continues to be fed at low pressure and the spray mixture flows back to the tank. This means less risk of clogging in your boom and more effective priming!

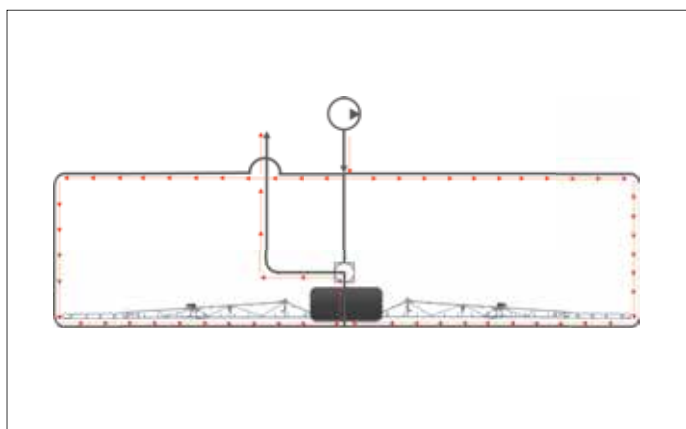
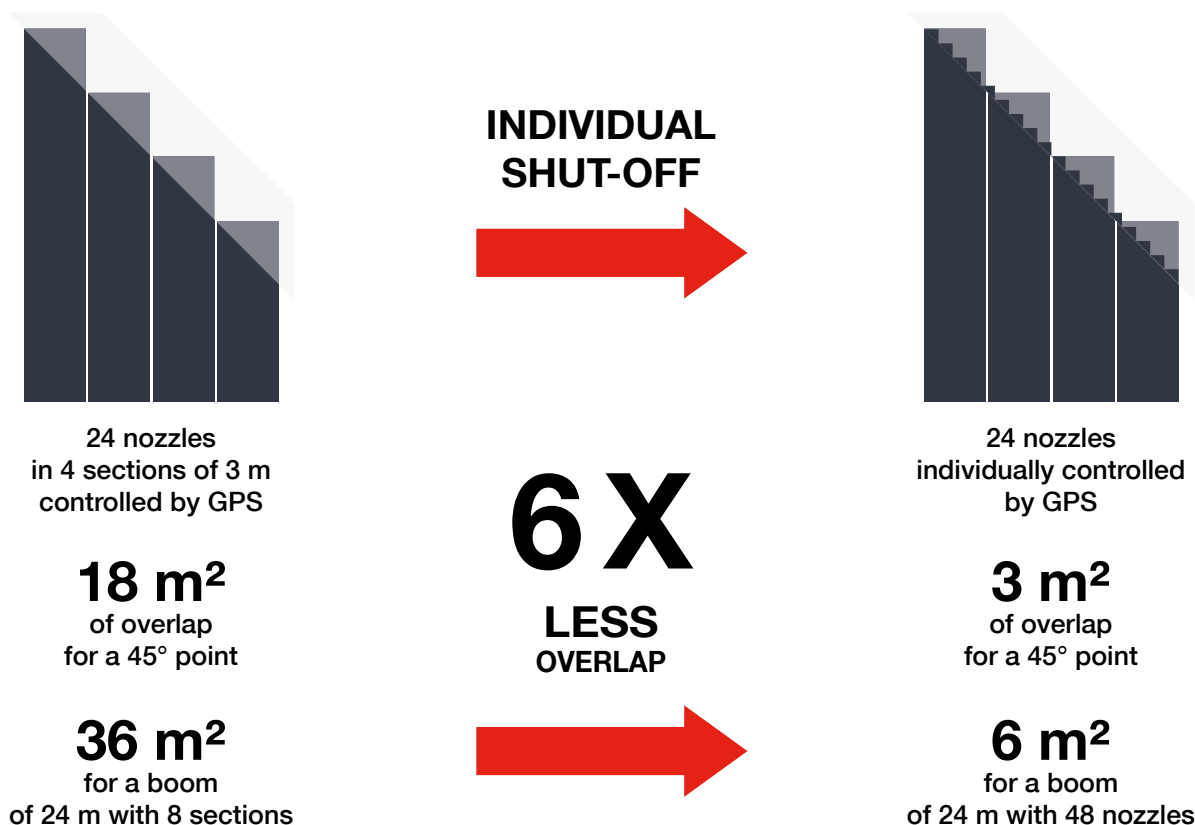


Sprayer ON

When spraying is activated, the boom is fed from both sides. In this way, each section maintains a well-balanced supply.

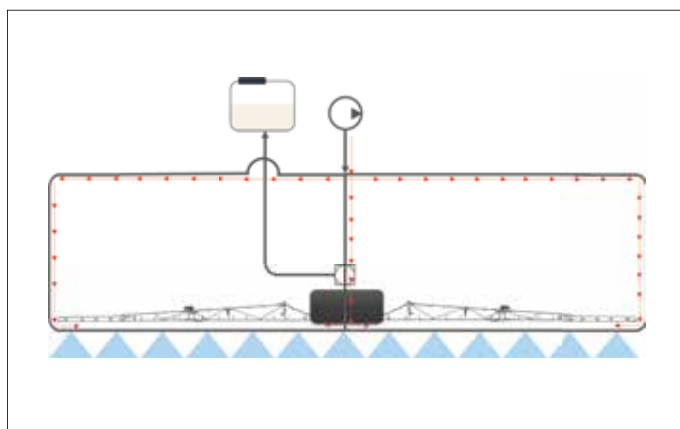
CONTINUOUS ELECTRICAL CIRCULATION : CCE

It is important to understand that the more sections you have on the machine, the more you can reduce overlapping. Sprayers equipped with the GPS-controlled individual nozzle shut-off technology will not spray the same area twice.



Sprayer OFF

When spraying is stopped, the boom continues to be fed at high pressure and the spraying mixture flows back to the tank. This means less risk of clogging in your boom and immediate priming!



Sprayer ON

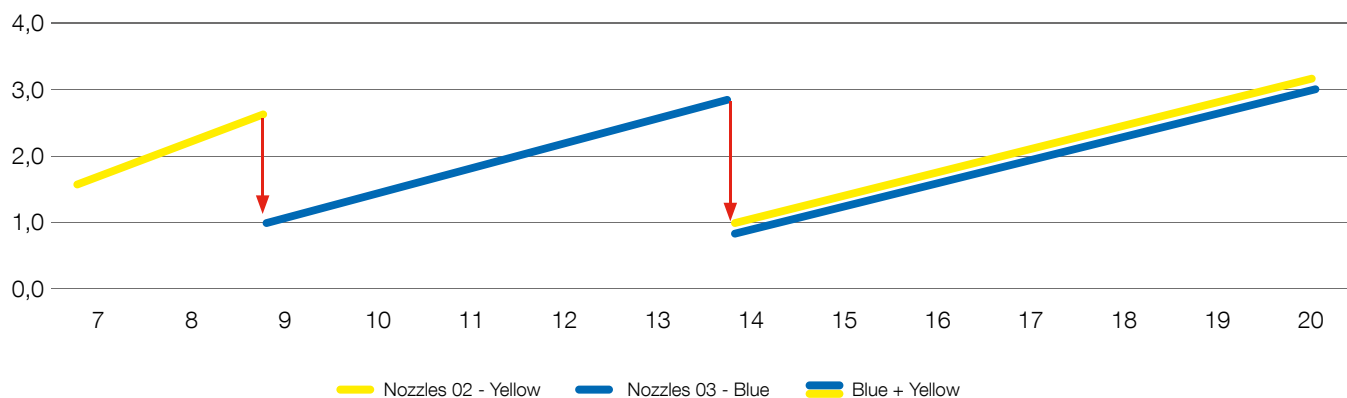
The boom is fed at several points to ensure a well-balanced supply of the spray mixture without flowing back into the tank. The spray opens quickly and independently of pressure.

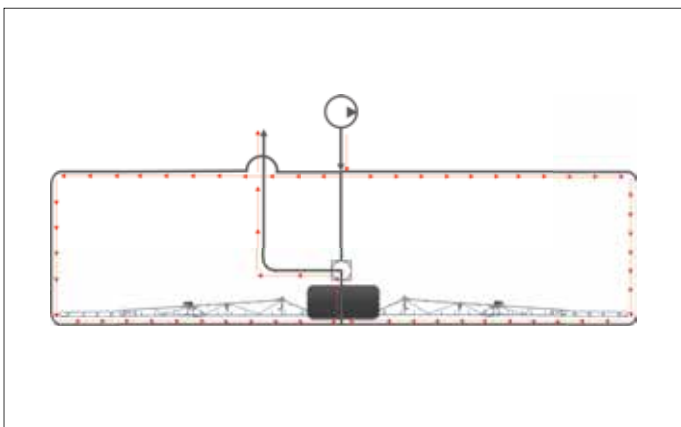
MULTISPRAY DUO: AUTOMATIC NOZZLE SELECTION

On most of the sprayers on today's market, the faster your ground speed, the higher the spray pressure. However, if the nozzle is not changed, the size of the droplet changes, which increases the risk of drift. With KUHN's MULTISPRAY DUO precision system, you can automatically change the nozzle according to your ground speed to ensure optimal spray quality. At each change of speed, the system automatically calculates the most suitable combination of nozzles.

Pressure change from 7 to 20 km/h with MULTISPRAY DUO

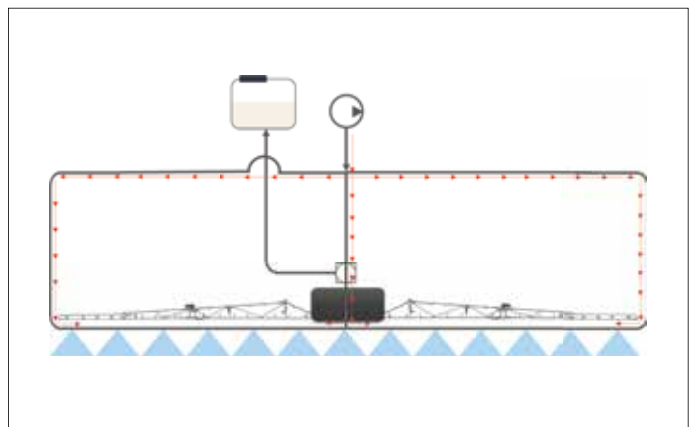
100 L/ha - 02 (yellow) and 03 (blue) nozzles





Sprayer OFF

When spraying is stopped, the boom continues to be fed at high pressure and the spraying mixture flows back to the tank. This means less risk of clogging in your boom and immediate priming!



Sprayer ON

The boom is fed at several points to ensure a well-balanced supply of the spray mixture without flowing back into the tank. The spray opens quickly and independently of pressure.

AUTOSPRAY: CHOOSE YOUR DROPLET SIZE AND DRIVE!

During spraying operations, droplet size management is essential to ensure a successful application. Achieving higher outputs means driving faster, which is not always consistent with maintaining good spray quality. Weather conditions, and the fact that they could change during operations, must also be considered. To maintain excellent spray quality throughout the operation, KUHN has introduced the AUTOSPRAY spraying system.



Product type	Required droplet size			Average droplet size (MVD)	Agronomic recommendations
Contact chemical	VF	F		<231 µm	High risk of drift, minimal wind and high hygrometry
Systemic chemical	M	C	VC	231-484 µm	- Less sensitive to drift and evaporation - Sensitive to leaching
Liquid nitrogen	XC	UC		>484 µm	Very low risk of drift



Droplet size: an important agronomic decision

Droplet size is most often expressed according to its MVD (Median Volume Diameter) in µm.

Depending on the different nozzle models on the market, the droplet size can also vary according to the sprayer system pressure.

Generally, the higher the pressure, the finer the droplet. Most nozzle manufacturers today indicate the droplet size obtained according to the pressure exerted.

20 pulses per second

To ensure excellent work coverage, the AUTOSPRAY electrical jet holders are clocked in a staggered way along the boom at a rate of 20 pulses per second (20 Hertz).

This makes for precise spraying that's also highly responsive!

Easy to use

Spraying is a breeze with the ISOBUS terminal. Droplet size can be activated or deactivated with a simple click for optimal spray quality.

By controlling the application rate and the droplet size, all components are combined to achieve precision spraying.

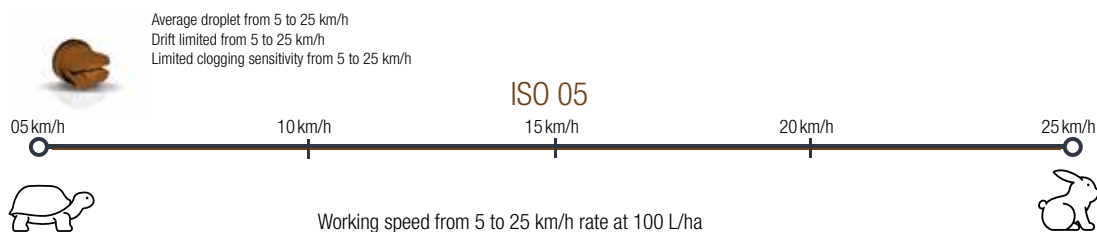


SWITCH TO CONTINUOUS VARIATION


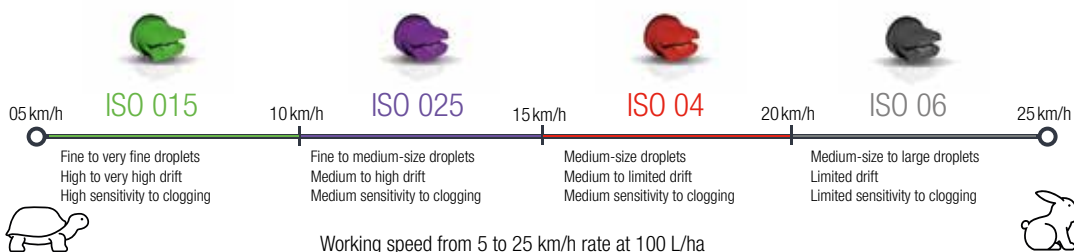
The AUTOSPRAY smart jet holders are equipped with PWM technology (Pulse Width Modulation) and allow 1 nozzle to perform the work of 4 consecutive nozzles. This ensures a constant droplet size over a wide range of speed. AUTOSPRAY is more than an automatic nozzle change, it allows for continuous variation of the spray to maintain a homogeneous quantity and quality of treatment.



With AUTOSPRAY: 1 nozzle for a uniform result

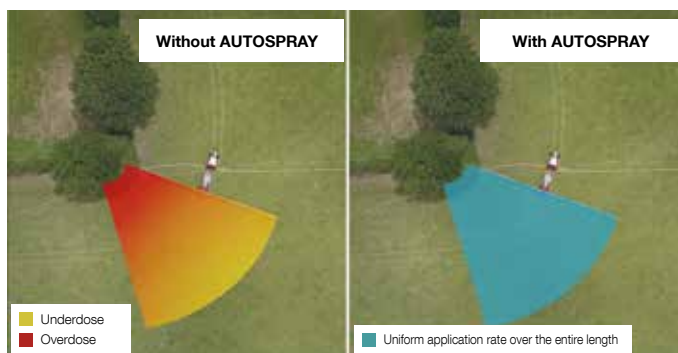


Multiple jet holder with nozzle selection: 4 nozzles required for an irregular result



Application rate modulation for each section

Farmers have access to increasingly accurate agronomic data. AUTOSPRAY technology allows you to modulate the application rate on different sections according to these data to ensure reasonable quantities of inputs, (spraying or liquid fertilisation).



Turn compensation

Another possible factor of inaccuracy in spraying is turns where the booms will cover a larger area on the outside than on the inside. The AUTOSPRAY system can also compensate for this application rate difference with the PWM technology, which controls a different opening time between the inside and outside of the boom.

RINSING YOUR SPRAYER WITH EASE

Once spraying is finished, it is important to dilute any residual spraying mixture and rinse your sprayer. These operations can be carried out in the field or on the farm, depending on the regulations in force. KUHN has optimised its sprayers to ensure effective dilution and rinsing!



Rinsing made easy with MANUSET

During rinsing, a 360° rotation with the delivery valve ensures that fresh water is projected into all sprayer circuits.



Semi-automated operations with DILUSET+

Thanks to the DILUSET+, you can start rinsing your machine from the tractor cab. You can rinse either the entire machine or just the boom. You'll be guided through every stage of the process from your terminal. The rinsing circuit is also displayed on the sprayer working screen.



Optimal main tank rinsing

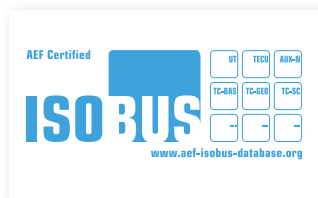
Equipped with three 360° rotary washers, the inside walls of the main tank are rinsed efficiently at the end of your spraying operations.



External cleaning kit

Rinse the outside of the machine with the exterior cleaning kit (automatic 15 m hose reel and spot lance). By cleaning the machine in the field, you can return to the farm with a clean machine, ready to be used with another product.

KUHN ISOBUS SOLUTIONS: REAP THE BENEFITS OF THE ISOBUS COMPATIBILITY ON THE METRIS 2 SPRAYER!



CCI 800 AND 1200: ONE TERMINAL FOR ALL KUHN MACHINES

CCI 800 and 1200 ISOBUS terminals are AEF-certified. They focus on three priorities: performance, visibility and flexibility. Control your machines intuitively with a large antiglare touchscreen. Being capable of simultaneously displaying different essential information, connecting to a joystick and a camera, these terminals are highly versatile.



CCI 800: The compact ISOBUS terminal

The 8"/20.3cm screen displays the main machine and mini-views on the side. Click on the mini-view you wish to enlarge.



CCI 1200: innovative, panoramic, high performance

With the 12.1"/30.5cm screen, all essential information is displayed. Different display formats are possible: mini-view / maxi-view / double UT.

A MULTITUDE OF APPLICATIONS COME AS STANDARD



TECU

Recover basic tractor information




CONTROL

Control your tasks and your ISO-XLM documentation



CONVERT

Connect to your biomass sensor



CAMERA

Connect a camera and display live images



HELP SYSTEM

The assistance you need

LOOK AT THE CCI APPLICATIONS



SECTION CONTROL

Automatic seeding management by GPS




RATE CONTROL

Application rate modulation by GPS (SHP and ISOXML) of several products (e.g. seeding+fertilisation)



DATA TRANSFER

Data import/export via agrirouter



PARALLEL TRACKING


Guidance + tramlining assistance by GPS with the Tramline Control function

ISOCLICK auxiliary

This control unit allows you to maintain control of the machine's main functions while working. Even at high speed, you're able to easily control sections manually, or perfectly manage the machine's hydraulic functions.



YOUR CCI 800 AND 1200 TERMINALS CONNECT TO THE INTERNET



MyKUHN

Check out the **KUHN CCI Connect** packs in your MyKUHN space!
<https://mykuhn.kuhn.com/>



Online CCI Update

The automatic update of your CCI terminal!
The latest functionalities are automatically installed.



CCI Remote View

Need help? An advice? Share your terminal's screen for live assistance!
*On your MyKUHN account.
With your KUHN partner.*



KUHN EasyTransfer

Receive your modulation maps directly on your terminal!
And once work is completed, export your tasks.



Ready for agrirouter

Communicate with any software connected to agrirouter!
agrirouter -> compatible with multiple brands.

NUMEROUS EQUIPMENT



The REB3 unit: your spraying essential

The REB3 unit groups together all sprayer functions. Adapted to precision spraying for crop protection, it was designed for easy use, with good ergonomics. With its compact dimensions (21.5 x 11 x 4.5 cm), the REB3 unit is easy to install in any tractor cab.



CANBUS CH10 auxiliary

The CH10 unit comprises all the elements required for sprayer handling, irrespective of any optional equipment. Variable geometry, steering axle, all elements are provided to control the machine with your fingertips!



Worklights

To make the most of optimum spraying conditions (low temperature and high hygrometry), night work is possible. LED lamps are positioned under the boom for perfect spraying control even at night.



Hydraulic pump drive

A hydraulic motor-driven pump is available as an option on the METRIS 2 sprayers. This avoids the risk of the lifting arm getting caught in the power take-off and the tractor no longer needs to run at full speed.



Offcenter nozzle

To increase the spraying width, an asymmetrical nozzle can be fitted on the boom end. These nozzles are electrically-controlled from the cab. Limited to one side of the boom or on both sides, these nozzles are used for tramlining or for the treatment of field borders.



KUHN PARTS



Designed and manufactured to rival time. KUHN foundries and forge as well as a high-level manufacturing process allow the production of spare parts to defy time. You can truly rely on our know-how and our genuine parts. Farmers benefit from our client support and logistics services via any KUHN PARTS warehouse, which provide quick and reliable repair solutions in cooperation with your nearest authorized KUHN dealer.



Technical specifications

METRIS 2

Boom	RHPA	TR4	LEH3	RHA3
Number of arms	2		3	
Boom width (m)	18 to 24	24 to 30	27 to 36	27 to 38
Boom material	Aluminium		Steel and aluminium	Aluminium
Boom suspension	EQUILIBRA			
Contour control system	BOOM ASSIST SLANT PRO, TOTAL PRO or EXTREME		BOOM ASSIST TOTAL PRO or EXTREME	
Nominal tank capacity (L)	3,200 - 4,100			
Actual tank capacity (L)	3,430 - 4,380			
Clear water tank capacity (L)	450			
Tank material	Injected polyester			
Pumps	Piston-diaphragm PM265 / PM500 or Centrifugal PC700			
Pumps flow rate (L/min)	265 - 500 or 700			
Max. pressure (bar)	PM : 7 / PC : 5			
Filtration	Quadruple: Filling / Suction / Discharge / Spraying			
Circulations	Standard / CCH / CCE / MULTISPRAY DUO / AUTOSPRAY			
Set-up	MANUSET or DILUSET+			
Regulation	CANBUS or ISOBUS			
Suspensions	Quadruple: Drawbar / Axle / Parallelogram / Boom			
Tracks (m) - A	1.60 to 2.25 depending on wheel size			
Hitch-to-axle length (m) - B	4.40			
Maximum length (m) (METRIS 4102) - C	6.80 (24 m)	7.50 (30 m)	7.00 (36 m)	7.00 (36 m)
Overall width (m) - D	2.55			
Maximum transport height (m) (METRIS 4102) - E	3.40 (24 m)	4.00 (30 m)	3.60 (36 m)	3.55 (36 m)
Unladen weight (kg) (min. - max. METRIS 4102)	2,900 - 4,500			
Tires: width / max diameter (mm)	270 to 520 / 1,935			

Technical specifications may differ depending on the configuration and settings of the machine.


KUHN SERVICES*

KUHN sos order - Express spare parts service, 24/7**

KUHN protect+ - The choice of professionals!

KUHN i tech - For ever quicker repairs!

KUHN finance - Invest rationally!



* Not all services are available in all countries. ** except January 1, May 1 and December 25

MyKUHNN

THE LINK TO MY SUCCESS

MyKUHNN is your on-line customer space. Sign up now and discover how the exclusive services offered by MyKUHNN will facilitate the management of your fleet of KUHN machines and terminals as well as help you maximize their performance. Once identified, on computer, smartphone or tablet, you will have access to parts catalogs, technical documentation and numerous connected services.



Discover the range of KUHN sprayers.



1. OPTIS/OMNIS - 2. DELTIS 2 - 3. ALTIS 2 + PF - 4. LEXIS - 5. METRIS 2 - 6. ARTEC F40 EVO

KUHN SAS - 4 Impasse des Fabriques - BP 50060 - F-67706 Saverne CEDEX - FRANCE
KUHN NORTH AMERICA, INC. - 1501 West Seventh Avenue - Brodhead, WI 53520 - USA
KUHN FARM MACHINERY PTY. LTD - 313-325 Foleys Road - Deer Park, VIC, 3023 - AUSTRALIA
KUHN FARM MACHINERY (U.K.) LTD - Stafford Park 7 - GB TELFORD/ SHROPS TF3 3BQ

To find your nearest KUHN dealer,
visit our website www.kuhn.com

Information given in this document is only for information purposes and is non-contractual. Our machines are in compliance with regulations in force in the country of delivery. In our literature, and for improved illustration of certain details, some safety devices may not be in operating position. When operating these machines, these devices **must** be in position in accordance with the requirements indicated in the operator's manuals and pre-delivery instructions. RESPECT THE ROAD REGULATIONS IN FORCE AS WELL AS the tractor gross vehicle weight rating, its lift capacity and maximum load per axle and tyres. The tractor front AXLE load must always comply with the regulations of the country of delivery (In Europe, it must reach minimum 20 % of the tractor net weight). We reserve the right to change any designs, specifications or materials listed without further notice. Machines and equipment in this document can be covered by at least one patent and/or registered design. Trademarks cited in this document may be registered in one or several countries.

To protect the environment, this leaflet is printed on chlorine-free paper.
Printed in France - GP0066 EN - 10.23 - Copyright 2023 KUHN

